

AUTUMN LEAVES INVITATIONAL

Saturday 9:30 am

AMF EAGLE LANES

Tournament Results Division 1: A

	<u>Name</u>	<u>Ave HDCP</u>	<u>-1-</u>	<u>-2-</u>	<u>-3-</u>	<u>Total</u>	<u>HDCP</u>	<u>Total</u>	<u>Total</u>
1	PENNY SPANIK	172	34	245	187	148	580	102	682 \$ 34.80
2	VICKY MORRIS	186	21	191	227	195	613	63	676 \$ 29.00
3	CARRIE MCFEELY	166	39	174	178	195	547	117	664 \$ 24.65
4	VIRGIE HUBILLA	172	34	223	142	193	558	102	660 \$ 21.75
5	PAT NAKATSUKA	166	39	183	181	170	534	117	651 \$ 18.85
6	LORI MEDINA	163	42	160	168	194	522	126	648 \$ 15.95
7	ELIZABETH COUNTS	166	39	149	200	178	527	117	644
8	JEANIA SCHMIDT	160	45	176	179	151	506	135	641
9	LORNA GATCHALIAN	171	35	206	157	173	536	105	641
10	JENNY PASCHALL	163	42	181	159	173	513	126	639
11	IRENE MYRWOLD	161	44	167	161	177	505	132	637
12	ERIN GILLIGAN-MORIN	162	43	189	149	169	507	129	636
13	GAIL OSGOOD	161	44	152	169	180	501	132	633
14	JULIE CLAUSS	167	38	177	145	194	516	114	630
15	LINDA AYSON	183	24	206	173	172	551	72	623
16	KATHY LORENZINI	170	36	166	149	191	506	108	614
17	DIANNE LOTT	164	41	137	172	180	489	123	612
18	EDNA LAGUITAN	200	9	193	223	166	582	27	609
19	PATRICIA DYER	163	42	169	168	144	481	126	607
20	EVE BUCKLER	161	44	158	158	156	472	132	604
21	SHARON STEPHENS	165	40	163	163	158	484	120	604
22	FAY VESTER	167	38	166	181	142	489	114	603
23	RIMA MALINOSKI	164	41	165	156	159	480	123	603
24	SHIRLEY HUGHES	164	41	147	181	149	477	123	600
25	SHIRLEY SWAYNE	193	15	181	186	186	553	45	598
26	SUSAN TOLEDANO	180	27	202	149	162	513	81	594
27	TERRY KIPPER	160	45	147	127	168	442	135	577
28	DIANA SHAW	188	19	160	131	203	494	57	551
29	AMY SHAW	203	6	201	163	143	507	18	525

Tournament Results Division 2: B

	Name	Ave HDCP		-1-	-2-	-3-	Total	HDCP	Total	Total HDCP
1	LONNIE HODGSON	154	50	188	213	151	552	150	702	\$ 34.80
2	CAROLYN WILSON	147	56	167	159	190	516	168	684	\$ 29.00
3	BEVERLY HOWARD	153	51	149	169	200	518	153	671	\$ 24.65
4	RUBY BEARDSLEY	148	55	181	168	149	498	165	663	\$ 20.30
5	ANGELY GONZALEZ	149	54	169	163	169	501	162	663	\$ 20.30
6	GERRY MCANELLY	147	56	159	186	146	491	168	659	\$ 15.95
7	JANE CAVIN	148	55	129	175	185	489	165	654	
8	JUNE LASOTA	147	56	178	161	145	484	168	652	
9	MONICA DLUGOS	158	46	147	194	172	513	138	651	
10	NANCY COONS	157	47	166	167	174	507	141	648	
11	TERRY SANDERS	158	46	190	161	153	504	138	642	
12	INEZ LAMONT	148	55	158	155	158	471	165	636	
13	BARBARA COMBS	146	57	148	138	178	464	171	635	
14	JOYCE DALTON JENSEN	157	47	172	166	149	487	141	628	
15	AMY HICKS	157	47	166	172	144	482	141	623	
16	JEANNE BUMPUS	147	56	145	131	171	447	168	615	
17	MARLENE KRUTZ	145	58	123	162	155	440	174	614	
18	SAMMI MARIANO	158	46	145	178	150	473	138	611	
19	TENA DUNN	159	45	141	123	211	475	135	610	
20	RUTH VILVENS	157	47	169	137	158	464	141	605	
21	JULIE TRIPP	156	48	120	149	189	458	144	602	
22	FRAN TURNEY	156	48	144	141	165	450	144	594	
23	JENNIFER WALTERS	153	51	141	149	151	441	153	594	
24	MARSHA GABARRA	156	48	131	173	144	448	144	592	
25	JANEAN ANGELES	155	49	162	141	126	429	147	576	
26	CHIIKO SMITH	146	57	124	138	140	402	171	573	
27	CHRISSY POLLARD	151	53	143	122	149	414	159	573	
28	MONICA CLARK	155	49	154	145	117	416	147	563	
29	ELLEN HAGGERTY	159	45	0	0	0	0	135	0	

Tournament Results Division 3: C

	Name	Ave HDCP					Total HDCP		Total	Total
				-1-	-2-	-3-	Total	HDCP		
1	JUDY PRUETT	128	73	180	157	135	472	219	691	\$ 34.80
2	CHRIS MAROIS	130	72	148	168	158	474	216	690	\$ 29.00
3	GRACE HAYSE	141	62	181	161	148	490	186	676	\$ 23.20
4	CONNIE MARTIN	88	109	140	104	105	349	327	676	\$ 23.20
5	CHARLOTTE SHIPLEY	137	65	134	173	170	477	195	672	\$ 18.85
6	ROSE BENALCAZAR	107	92	149	127	114	390	276	666	\$ 15.95
7	ROBIN ROGGE	138	64	143	146	177	466	192	658	
8	PEGGY DIMOND	127	74	141	148	143	432	222	654	
9	CHERYL BRANDSTROM	139	63	124	171	170	465	189	654	
10	LAURA BARON	122	79	166	122	129	417	237	654	
11	ELAINE TUTTERROW	130	72	146	137	149	432	216	648	
12	SUZANNE CAIRO	141	62	158	158	139	455	186	641	
13	MIYAMI YOKOMIZO	144	59	189	165	105	459	177	636	
14	ERMA NIMEDEZ	124	77	131	136	137	404	231	635	
15	PHYLLIS POWELL	140	63	137	163	143	443	189	632	
16	DOROTHY CAMPBELL	135	67	135	134	157	426	201	627	
17	ELLEN AMBURGERY	136	66	113	138	170	421	198	619	
18	MAGARET SMIGAL	124	77	102	139	140	381	231	612	
19	DORYEL GREAVES	115	85	129	88	138	355	255	610	
20	WANDA PUGH	128	73	123	139	120	382	219	601	
21	JARVIE ROWDEN	143	60	131	126	154	411	180	591	
22	SHARON BUSS	134	68	110	116	155	381	204	585	
23	SANDY SANDECKI	143	60	128	139	133	400	180	580	
24	DOLLY HERL	137	65	106	162	114	382	195	577	
25	LYNDA GIFFORD	141	62	125	147	103	375	186	561	
26	LINDA WEAVER	138	64	112	112	137	361	192	553	
27	CAROL COOKE	138	64	123	142	84	349	192	541	
28	BECKY CASTANEDA	131	71	99	83	109	291	213	504	
29	JOELLA REINBOLD	139	63	0	0	0	0	189	0	

Saturday 11:00 am

AMF EAGLE LANES

Lanes 21 - 40

For more information, please contact:

DIANNE LOTT (760)744-2955 , ,

Handicap Sidepots Results Division 1: A

Handicap Game 1

	<u>Name</u>	<u>Ave</u>	<u>HCP</u>	<u>-1-</u>	<u>-2-</u>	<u>-3-</u>	<u>HDCP</u>	<u>Total</u>	
1	PENNY SPANIK	172	34	279	221	182	102	682	<u>\$ 7.00</u>
2	VIRGIE HUBILLA	172	34	257	176	227	102	660	<u>\$ 5.00</u>
3	LORNA GATCHALIAN	171	35	241	192	208	105	641	<u>\$ 4.00</u>
4	LINDA AYSON	183	24	230	197	196	72	623	
5	SUSAN TOLEDANO	180	27	229	176	189	81	594	
6	PAT NAKATSUKA	166	39	222	220	209	117	651	
7	JEANIA SCHMIDT	160	45	221	224	196	135	641	
8	CARRIE MCFEELY	166	39	213	217	234	117	664	
9	VICKY MORRIS	186	21	212	248	216	63	676	
10	IRENE MYRWOLD	161	44	211	205	221	132	637	
11	RIMA MALINOSKI	164	41	206	197	200	123	603	
12	SHARON STEPHENS	165	40	203	203	198	120	604	
13	EVE BUCKLER	161	44	202	202	200	132	604	
14	EDNA LAGUITAN	200	9	202	232	175	27	609	
15	TERRY KIPPER	160	45	192	172	213	135	577	
16	SHIRLEY HUGHES	164	41	188	222	190	123	600	

Handicap Game 2

	<u>Name</u>	<u>Ave</u>	<u>HCP</u>	<u>-1-</u>	<u>-2-</u>	<u>-3-</u>	<u>HDCP</u>	<u>Total</u>	
1	VICKY MORRIS	186	21	212	248	216	63	676	<u>\$ 7.00</u>
2	EDNA LAGUITAN	200	9	202	232	175	27	609	<u>\$ 5.00</u>
3	JEANIA SCHMIDT	160	45	221	224	196	135	641	<u>\$ 4.00</u>
4	SHIRLEY HUGHES	164	41	188	222	190	123	600	
5	PENNY SPANIK	172	34	279	221	182	102	682	
6	PAT NAKATSUKA	166	39	222	220	209	117	651	
7	CARRIE MCFEELY	166	39	213	217	234	117	664	
8	IRENE MYRWOLD	161	44	211	205	221	132	637	
9	SHARON STEPHENS	165	40	203	203	198	120	604	
10	EVE BUCKLER	161	44	202	202	200	132	604	
11	RIMA MALINOSKI	164	41	206	197	200	123	603	
12	LINDA AYSON	183	24	230	197	196	72	623	
13	LORNA GATCHALIAN	171	35	241	192	208	105	641	
14	SUSAN TOLEDANO	180	27	229	176	189	81	594	
15	VIRGIE HUBILLA	172	34	257	176	227	102	660	
16	TERRY KIPPER	160	45	192	172	213	135	577	

Saturday 11:00 am

AMF EAGLE LANES

Lanes 21 - 40

For more information, please contact:

DIANNE LOTT (760)744-2955 , ,

		HDCPHDCPHDCP Total HDCP							
<u>Name</u>	<u>Ave</u>	<u>HCP</u>	<u>-1-</u>	<u>-2-</u>	<u>-3-</u>	<u>HDCP</u>	<u>Total</u>		
<i>Handicap Game 3</i>									
<u>Name</u>	<u>Ave</u>	<u>HCP</u>	<u>-1-</u>	<u>-2-</u>	<u>-3-</u>	<u>HDCP</u>	<u>Total</u>		
1	CARRIE MCFEELY	166	39	213	217	234	117	664	<i>\$ 7.00</i>
2	VIRGIE HUBILLA	172	34	257	176	227	102	660	<i>\$ 5.00</i>
3	IRENE MYRWOLD	161	44	211	205	221	132	637	<i>\$ 4.00</i>
4	VICKY MORRIS	186	21	212	248	216	63	676	
5	TERRY KIPPER	160	45	192	172	213	135	577	
6	PAT NAKATSUKA	166	39	222	220	209	117	651	
7	LORNA GATCHALIAN	171	35	241	192	208	105	641	
8	EVE BUCKLER	161	44	202	202	200	132	604	
9	RIMA MALINOSKI	164	41	206	197	200	123	603	
10	SHARON STEPHENS	165	40	203	203	198	120	604	
11	LINDA AYSON	183	24	230	197	196	72	623	
12	JEANIA SCHMIDT	160	45	221	224	196	135	641	
13	SHIRLEY HUGHES	164	41	188	222	190	123	600	
14	SUSAN TOLEDANO	180	27	229	176	189	81	594	
15	PENNY SPANIK	172	34	279	221	182	102	682	
16	EDNA LAGUITAN	200	9	202	232	175	27	609	

Saturday 11:00 am

AMF EAGLE LANES

Lanes 21 - 40

For more information, please contact:

DIANNE LOTT (760)744-2955 , ,

Handicap Sidepots Results Division 2: B

Handicap Game 1

		HDCPHDCPHDCP Total HDCP							
Name	Ave	HCP	-1-	-2-	-3-	HDCP	Total		
1	LONNIE HODGSON	154	50	238	263	201	150	702	<u>\$7.00</u>
2	RUBY BEARDSLEY	148	55	236	223	204	165	663	<u>\$6.00</u>
3	JUNE LASOTA	147	56	234	217	201	168	652	<u>\$4.00</u>
4	ANGELY GONZALEZ	149	54	223	217	223	162	663	<u>\$1.50</u>
5	CAROLYN WILSON	147	56	223	215	246	168	684	<u>\$1.50</u>
6	JOYCE DALTON JENSEN	157	47	219	213	196	141	628	
7	RUTH VILVENS	157	47	216	184	205	141	605	
8	INEZ LAMONT	148	55	213	210	213	165	636	
9	AMY HICKS	157	47	213	219	191	141	623	
10	JANEAN ANGELES	155	49	211	190	175	147	576	
11	BARBARA COMBS	146	57	205	195	235	171	635	
12	MONICA CLARK	155	49	203	194	166	147	563	
13	JEANNE BUMPUS	147	56	201	187	227	168	615	
14	BEVERLY HOWARD	153	51	200	220	251	153	671	
15	MONICA DLUGOS	158	46	193	240	218	138	651	
16	JANE CAVIN	148	55	184	230	240	165	654	
17	CHIIKO SMITH	146	57	181	195	197	171	573	
18	MARLENE KRUTZ	145	58	181	220	213	174	614	
19	MARSHA GABARRA	156	48	179	221	192	144	592	
20	ELLEN HAGGERTY	159	45	45	45	45	135	0	

Handicap Game 2

		HDCPHDCPHDCP Total HDCP							
Name	Ave	HCP	-1-	-2-	-3-	HDCP	Total		
1	LONNIE HODGSON	154	50	238	263	201	150	702	<u>\$7.00</u>
2	MONICA DLUGOS	158	46	193	240	218	138	651	<u>\$6.00</u>
3	JANE CAVIN	148	55	184	230	240	165	654	<u>\$4.00</u>
4	RUBY BEARDSLEY	148	55	236	223	204	165	663	<u>\$3.00</u>
5	MARSHA GABARRA	156	48	179	221	192	144	592	
6	BEVERLY HOWARD	153	51	200	220	251	153	671	
7	MARLENE KRUTZ	145	58	181	220	213	174	614	
8	AMY HICKS	157	47	213	219	191	141	623	
9	JUNE LASOTA	147	56	234	217	201	168	652	
10	ANGELY GONZALEZ	149	54	223	217	223	162	663	
11	CAROLYN WILSON	147	56	223	215	246	168	684	
12	JOYCE DALTON JENSEN	157	47	219	213	196	141	628	

Saturday 11:00 am

AMF EAGLE LANES

Lanes 21 - 40

For more information, please contact:

DIANNE LOTT (760)744-2955 , ,

	<u>Name</u>	<u>Ave</u>	<u>HCP</u>	<u>-1-</u>	<u>-2-</u>	<u>-3-</u>	<u>HDCP</u>	<u>Total</u>
13	INEZ LAMONT	148	55	213	210	213	165	636
14	CHIIKO SMITH	146	57	181	195	197	171	573
15	BARBARA COMBS	146	57	205	195	235	171	635
16	MONICA CLARK	155	49	203	194	166	147	563
17	JANEAN ANGELES	155	49	211	190	175	147	576
18	JEANNE BUMPUS	147	56	201	187	227	168	615
19	RUTH VILVENS	157	47	216	184	205	141	605
20	ELLEN HAGGERTY	159	45	45	45	45	135	0

Handicap Game 3

	<u>Name</u>	<u>Ave</u>	<u>HCP</u>	<u>-1-</u>	<u>-2-</u>	<u>-3-</u>	<u>HDCP</u>	<u>Total</u>
1	BEVERLY HOWARD	153	51	200	220	251	153	671 <i>\$ 9.00</i>
2	CAROLYN WILSON	147	56	223	215	246	168	684 <i>\$ 6.00</i>
3	JANE CAVIN	148	55	184	230	240	165	654 <i>\$ 4.00</i>
4	BARBARA COMBS	146	57	205	195	235	171	635 <i>\$ 3.00</i>
5	JEANNE BUMPUS	147	56	201	187	227	168	615
6	ANGELY GONZALEZ	149	54	223	217	223	162	663
7	MONICA DLUGOS	158	46	193	240	218	138	651
8	INEZ LAMONT	148	55	213	210	213	165	636
9	MARLENE KRUTZ	145	58	181	220	213	174	614
10	RUTH VILVENS	157	47	216	184	205	141	605
11	RUBY BEARDSLEY	148	55	236	223	204	165	663
12	JUNE LASOTA	147	56	234	217	201	168	652
13	LONNIE HODGSON	154	50	238	263	201	150	702
14	CHIIKO SMITH	146	57	181	195	197	171	573
15	JOYCE DALTON JENSEN	157	47	219	213	196	141	628
16	MARSHA GABARRA	156	48	179	221	192	144	592
17	AMY HICKS	157	47	213	219	191	141	623
18	JANEAN ANGELES	155	49	211	190	175	147	576
19	MONICA CLARK	155	49	203	194	166	147	563
20	ELLEN HAGGERTY	159	45	45	45	45	135	0

Saturday 11:00 am

AMF EAGLE LANES

Lanes 21 - 40

For more information, please contact:

DIANNE LOTT (760)744-2955 , ,

Handicap Sidepots Results Division 3: C

Handicap Game 1

		HDCPHDCPHDCP					Total HDCP		
Name	Ave	HCP	-1-	-2-	-3-	HDCP	Total		
1	CONNIE MARTIN	88	109	249	213	214	327	676	\$ 7.00
2	MIYAMI YOKOMIZO	144	59	248	224	164	177	636	\$ 6.00
3	LAURA BARON	122	79	245	201	208	237	654	\$ 5.00
4	GRACE HAYSE	141	62	243	223	210	186	676	\$ 4.00
5	CHRIS MAROIS	130	72	220	240	230	216	690	
6	SUZANNE CAIRO	141	62	220	220	201	186	641	
7	ELAINE TUTTERROW	130	72	218	209	221	216	648	
8	PEGGY DIMOND	127	74	215	222	217	222	654	
9	DORYEL GREAVES	115	85	214	173	223	255	610	
10	ERMA NIMEDEZ	124	77	208	213	214	231	635	
11	DOROTHY CAMPBELL	135	67	202	201	224	201	627	
12	CHARLOTTE SHIPLEY	137	65	199	238	235	195	672	
13	JARVIE ROWDEN	143	60	191	186	214	180	591	
14	SANDY SANDECKI	143	60	188	199	193	180	580	
15	CHERYL BRANDSTROM	139	63	187	234	233	189	654	
16	LYNDA GIFFORD	141	62	187	209	165	186	561	
17	CAROL COOKE	138	64	187	206	148	192	541	
18	SHARON BUSS	134	68	178	184	223	204	585	
19	LINDA WEAVER	138	64	176	176	201	192	553	
20	DOLLY HERL	137	65	171	227	179	195	577	
21	BECKY CASTANEDA	131	71	170	154	180	213	504	
22	JOELLA REINBOLD	139	63	63	63	63	189	0	

Handicap Game 2

		HDCPHDCPHDCP					Total HDCP		
Name	Ave	HCP	-1-	-2-	-3-	HDCP	Total		
1	CHRIS MAROIS	130	72	220	240	230	216	690	\$ 7.00
2	CHARLOTTE SHIPLEY	137	65	199	238	235	195	672	\$ 6.00
3	CHERYL BRANDSTROM	139	63	187	234	233	189	654	\$ 5.00
4	DOLLY HERL	137	65	171	227	179	195	577	\$ 4.00
5	MIYAMI YOKOMIZO	144	59	248	224	164	177	636	
6	GRACE HAYSE	141	62	243	223	210	186	676	
7	PEGGY DIMOND	127	74	215	222	217	222	654	
8	SUZANNE CAIRO	141	62	220	220	201	186	641	
9	ERMA NIMEDEZ	124	77	208	213	214	231	635	
10	CONNIE MARTIN	88	109	249	213	214	327	676	

Saturday 11:00 am

AMF EAGLE LANES

Lanes 21 - 40

For more information, please contact:

DIANNE LOTT (760)744-2955 , ,




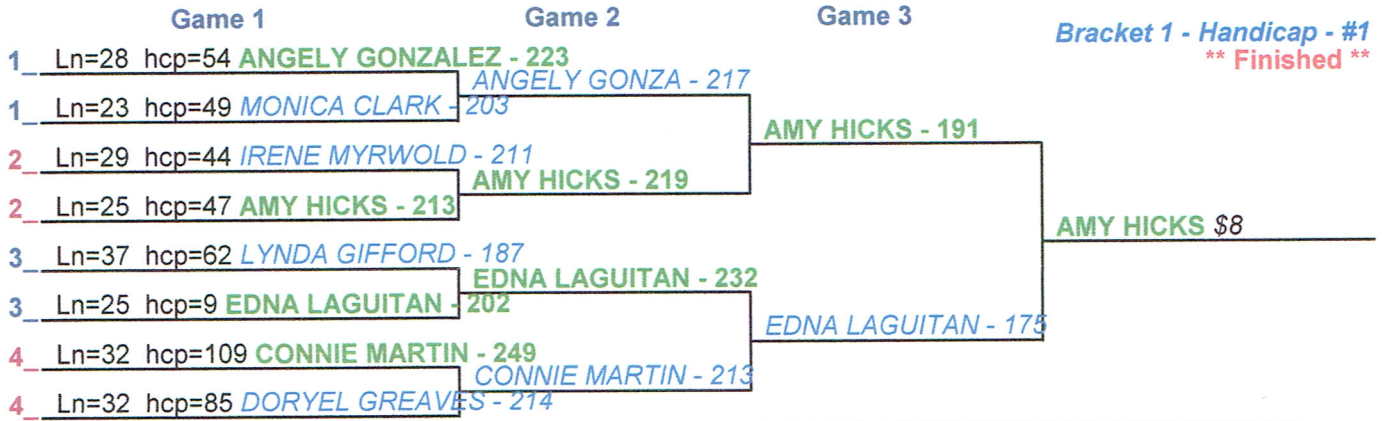
	<u>Name</u>	<u>Ave</u>	<u>HCP</u>	<u>-1-</u>	<u>-2-</u>	<u>-3-</u>	<u>HDCP</u>	<u>Total</u>
11	LYNDA GIFFORD	141	62	187	209	165	186	561
12	ELAINE TUTTERROW	130	72	218	209	221	216	648
13	CAROL COOKE	138	64	187	206	148	192	541
14	DOROTHY CAMPBELL	135	67	202	201	224	201	627
15	LAURA BARON	122	79	245	201	208	237	654
16	SANDY SANDECKI	143	60	188	199	193	180	580
17	JARVIE ROWDEN	143	60	191	186	214	180	591
18	SHARON BUSS	134	68	178	184	223	204	585
19	LINDA WEAVER	138	64	176	176	201	192	553
20	DORYEL GREAVES	115	85	214	173	223	255	610
21	BECKY CASTANEDA	131	71	170	154	180	213	504
22	JOELLA REINBOLD	139	63	63	63	63	189	0


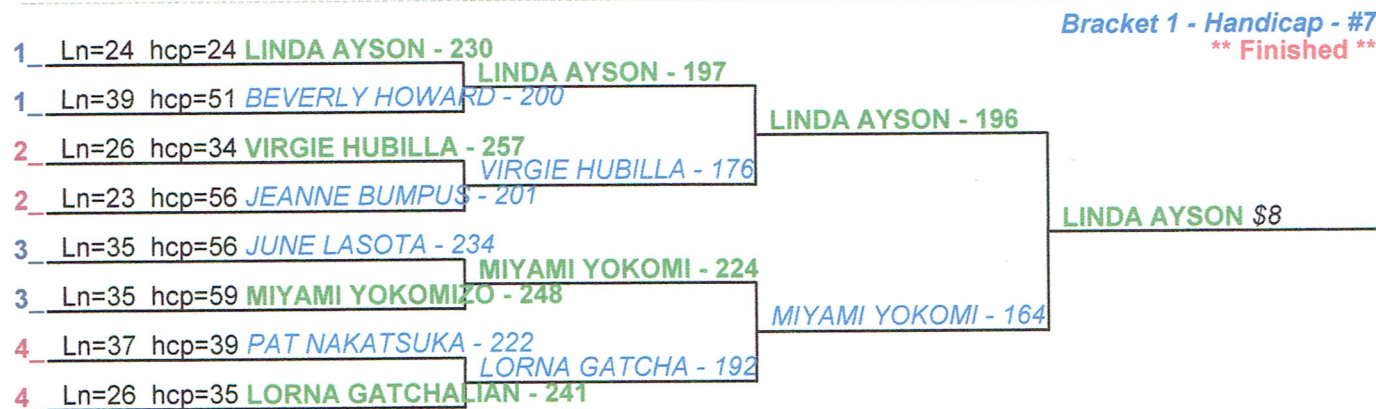

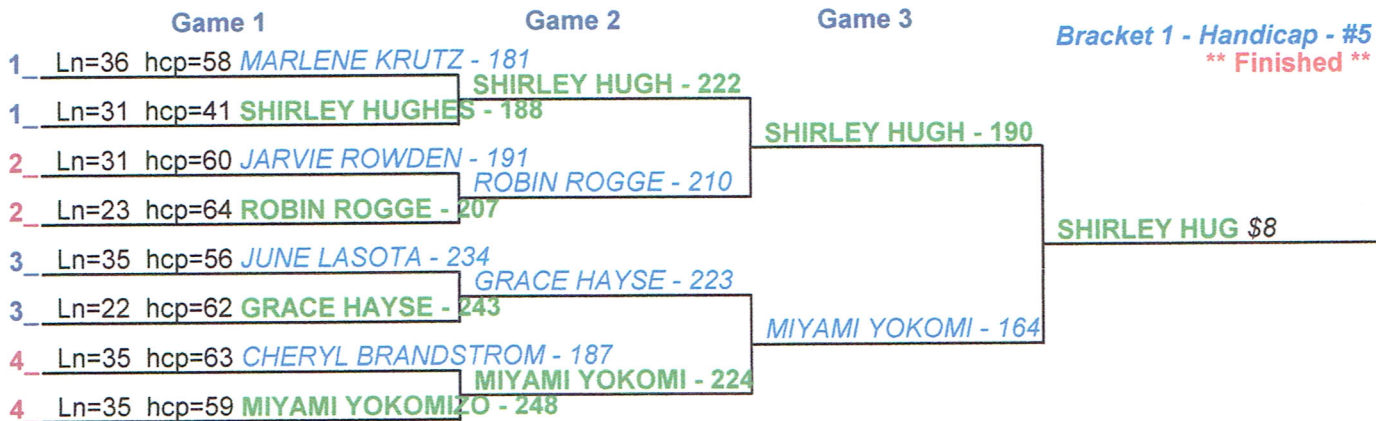
Handicap Game 3

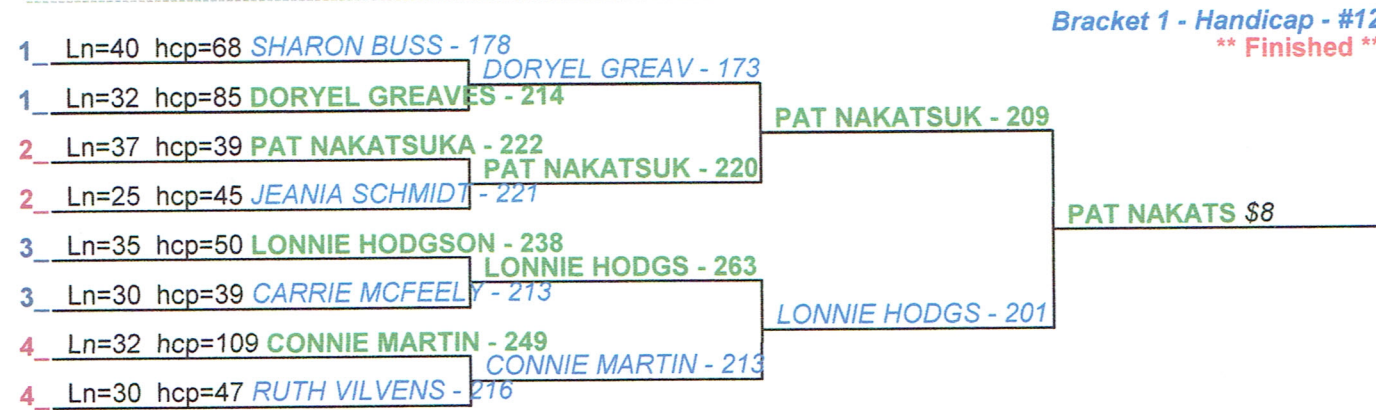
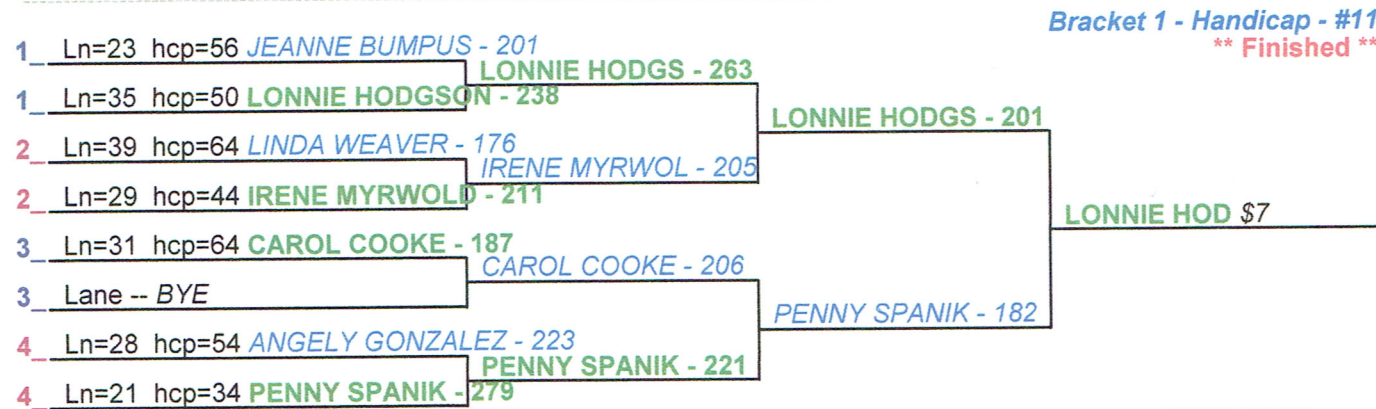

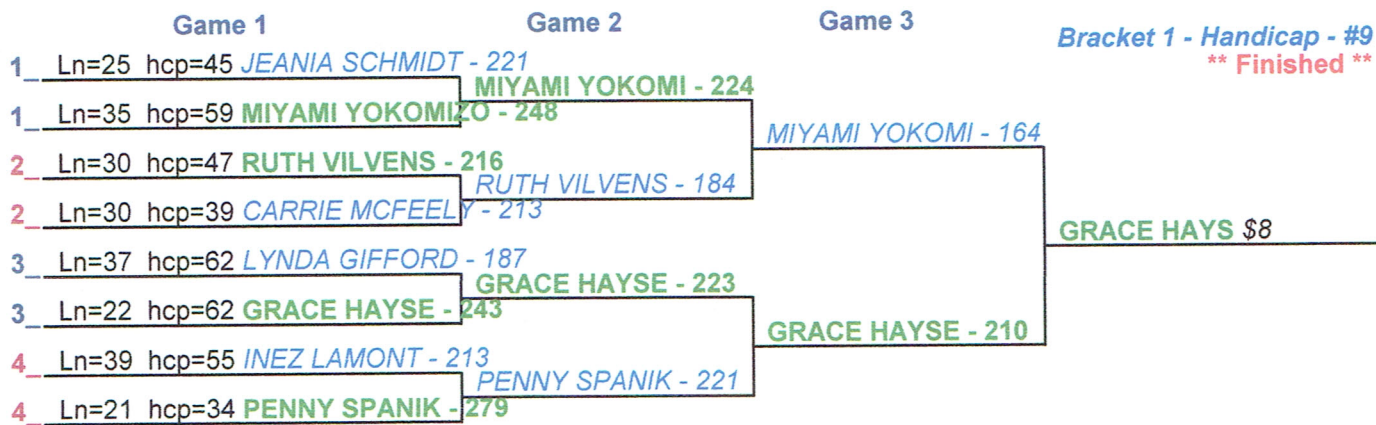
	<u>Name</u>	<u>Ave</u>	<u>HCP</u>	<u>-1-</u>	<u>-2-</u>	<u>-3-</u>	<u>HDCP</u>	<u>Total</u>	
1	CHARLOTTE SHIPLEY	137	65	199	238	235	195	672	<i>\$7.00</i>
2	CHERYL BRANDSTROM	139	63	187	234	233	189	654	<i>\$6.00</i>
3	CHRIS MAROIS	130	72	220	240	230	216	690	<i>\$5.00</i>
4	DOROTHY CAMPBELL	135	67	202	201	224	201	627	<i>\$4.00</i>
5	DORYEL GREAVES	115	85	214	173	223	255	610	
6	SHARON BUSS	134	68	178	184	223	204	585	
7	ELAINE TUTTERROW	130	72	218	209	221	216	648	
8	PEGGY DIMOND	127	74	215	222	217	222	654	
9	JARVIE ROWDEN	143	60	191	186	214	180	591	
10	ERMA NIMEDEZ	124	77	208	213	214	231	635	
11	CONNIE MARTIN	88	109	249	213	214	327	676	
12	GRACE HAYSE	141	62	243	223	210	186	676	
13	LAURA BARON	122	79	245	201	208	237	654	
14	LINDA WEAVER	138	64	176	176	201	192	553	
15	SUZANNE CAIRO	141	62	220	220	201	186	641	
16	SANDY SANDECKI	143	60	188	199	193	180	580	
17	BECKY CASTANEDA	131	71	170	154	180	213	504	
18	DOLLY HERL	137	65	171	227	179	195	577	
19	LYNDA GIFFORD	141	62	187	209	165	186	561	
20	MIYAMI YOKOMIZO	144	59	248	224	164	177	636	
21	CAROL COOKE	138	64	187	206	148	192	541	
22	JOELLA REINBOLD	139	63	63	63	63	189	0	

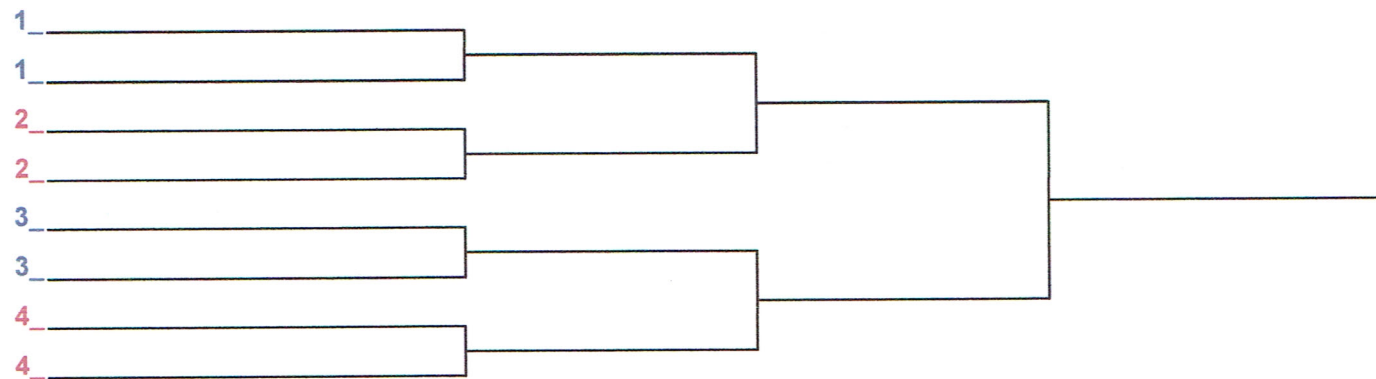
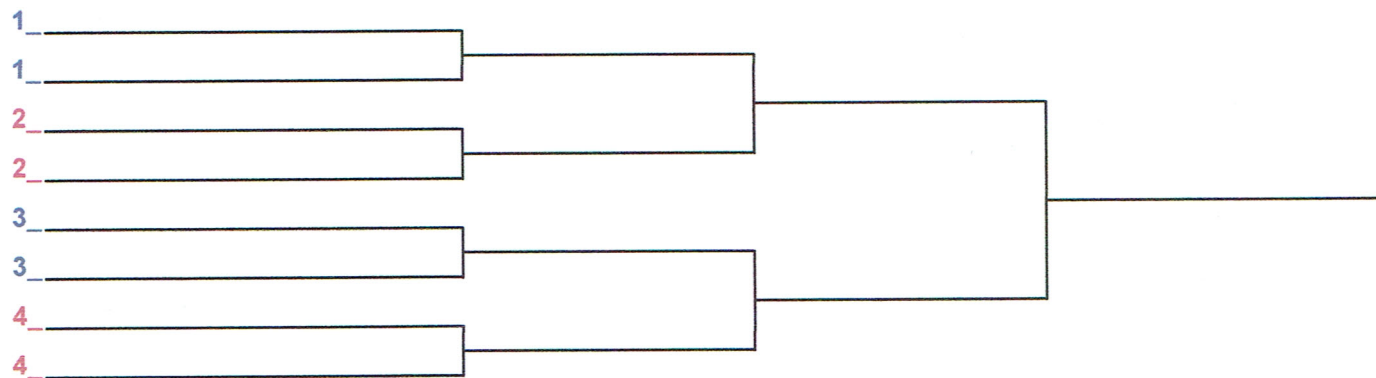


Saturday 11:00 am

AMF EAGLE LANES









Saturday 9:30 am

AMF EAGLE LANES

Lanes 21 - 40

For more information, please contact:

DIANNE LOTT (760)744-2955 , ,

Handicap Sidepots Results Division 1: A

Handicap Game 1

	Name	Ave	HCP	-1-	-2-	-3-	HDCP	Total	
1	ERIN GILLIGAN-MORIN	162	43	232	192	212	129	636	\$9.00
2	JENNY PASCHALL	163	42	223	201	215	126	639	\$6.00
3	JULIE CLAUSS	167	38	215	183	232	114	630	
4	PATRICIA DYER	163	42	211	210	186	126	607	
5	AMY SHAW	203	6	207	169	149	18	525	
6	FAY VESTER	167	38	204	219	180	114	603	
7	LORI MEDINA	163	42	202	210	236	126	648	
8	KATHY LORENZINI	170	36	202	185	227	108	614	
9	SHIRLEY SWAYNE	193	15	196	201	201	45	598	
10	GAIL OSGOOD	161	44	196	213	224	132	633	
11	ELIZABETH COUNTS	166	39	188	239	217	117	644	
12	DIANA SHAW	188	19	179	150	222	57	551	
13	DIANNE LOTT	164	41	178	213	221	123	612	

Handicap Game 2

	Name	Ave	HCP	-1-	-2-	-3-	HDCP	Total	
1	ELIZABETH COUNTS	166	39	188	239	217	117	644	\$9.00
2	FAY VESTER	167	38	204	219	180	114	603	\$6.00
3	DIANNE LOTT	164	41	178	213	221	123	612	
4	GAIL OSGOOD	161	44	196	213	224	132	633	
5	LORI MEDINA	163	42	202	210	236	126	648	
6	PATRICIA DYER	163	42	211	210	186	126	607	
7	SHIRLEY SWAYNE	193	15	196	201	201	45	598	
8	JENNY PASCHALL	163	42	223	201	215	126	639	
9	ERIN GILLIGAN-MORIN	162	43	232	192	212	129	636	
10	KATHY LORENZINI	170	36	202	185	227	108	614	
11	JULIE CLAUSS	167	38	215	183	232	114	630	
12	AMY SHAW	203	6	207	169	149	18	525	
13	DIANA SHAW	188	19	179	150	222	57	551	

Saturday 9:30 am

AMF EAGLE LANES

Lanes 21 - 40

For more information, please contact:

DIANNE LOTT (760)744-2955 , ,

Name	Ave	HCP	HDCPHDCPHDCP			Total HDCP	
			-1-	-2-	-3-	HDCP	Total

Handicap Game 3

	Name	Ave	HCP	-1-	-2-	-3-	HDCP	Total
1	LORI MEDINA	163	42	202	210	236	126	648
2	JULIE CLAUSS	167	38	215	183	232	114	630
3	KATHY LORENZINI	170	36	202	185	227	108	614
4	GAIL OSGOOD	161	44	196	213	224	132	633
5	DIANA SHAW	188	19	179	150	222	57	551
6	DIANNE LOTT	164	41	178	213	221	123	612
7	ELIZABETH COUNTS	166	39	188	239	217	117	644
8	JENNY PASCHALL	163	42	223	201	215	126	639
9	ERIN GILLIGAN-MORIN	162	43	232	192	212	129	636
10	SHIRLEY SWAYNE	193	15	196	201	201	45	598
11	PATRICIA DYER	163	42	211	210	186	126	607
12	FAY VESTER	167	38	204	219	180	114	603
13	AMY SHAW	203	6	207	169	149	18	525

\$7.00
\$6.00

Saturday 9:30 am

AMF EAGLE LANES

Lanes 21 - 40

For more information, please contact:

DIANNE LOTT (760)744-2955 , ,

Handicap Sidepots Results Division 2: B

Handicap Game 1

	Name	Ave	HCP	HDCPHDCPHDCP			Total HDCP		
				-1-	-2-	-3-	HDCP	Total	
1	TERRY SANDERS	158	46	236	207	199	138	642	# 8.00
2	NANCY COONS	157	47	213	214	221	141	648	
3	CHRISSEY POLLARD	151	53	196	175	202	159	573	
4	FRAN TURNEY	156	48	192	189	213	144	594	
5	JENNIFER WALTERS	153	51	192	200	202	153	594	
6	SAMMI MARIANO	158	46	191	224	196	138	611	
7	TENA DUNN	159	45	186	168	256	135	610	
8	JULIE TRIPP	156	48	168	197	237	144	602	

Handicap Game 2

	Name	Ave	HCP	HDCPHDCPHDCP			Total HDCP		
				-1-	-2-	-3-	HDCP	Total	
1	SAMMI MARIANO	158	46	191	224	196	138	611	# 8.00
2	NANCY COONS	157	47	213	214	221	141	648	
3	TERRY SANDERS	158	46	236	207	199	138	642	
4	JENNIFER WALTERS	153	51	192	200	202	153	594	
5	JULIE TRIPP	156	48	168	197	237	144	602	
6	FRAN TURNEY	156	48	192	189	213	144	594	
7	CHRISSEY POLLARD	151	53	196	175	202	159	573	
8	TENA DUNN	159	45	186	168	256	135	610	

Handicap Game 3

	Name	Ave	HCP	HDCPHDCPHDCP			Total HDCP		
				-1-	-2-	-3-	HDCP	Total	
1	TENA DUNN	159	45	186	168	256	135	610	# 8.00
2	JULIE TRIPP	156	48	168	197	237	144	602	
3	NANCY COONS	157	47	213	214	221	141	648	
4	FRAN TURNEY	156	48	192	189	213	144	594	
5	JENNIFER WALTERS	153	51	192	200	202	153	594	
6	CHRISSEY POLLARD	151	53	196	175	202	159	573	
7	TERRY SANDERS	158	46	236	207	199	138	642	
8	SAMMI MARIANO	158	46	191	224	196	138	611	

Saturday 9:30 am

AMF EAGLE LANES

Lanes 21 - 40

For more information, please contact:

DIANNE LOTT (760)744-2955 , ,

Handicap Sidepots Results Division 3: C

Handicap Game 1

	Name	Ave	HCP	HDCPHDCPHDCP			Total HDCP		
				-1-	-2-	-3-	HDCP	Total	
1	JUDY PRUETT	128	73	253	230	208	219	691	<i>\$5.00</i>
2	ROSE BENALCAZAR	107	92	241	219	206	276	666	
3	PHYLLIS POWELL	140	63	200	226	206	189	632	
4	WANDA PUGH	128	73	196	212	193	219	601	
5	ELLEN AMBURGERY	136	66	179	204	236	198	619	

Handicap Game 2

	Name	Ave	HCP	HDCPHDCPHDCP			Total HDCP		
				-1-	-2-	-3-	HDCP	Total	
1	JUDY PRUETT	128	73	253	230	208	219	691	<i>\$5.00</i>
2	PHYLLIS POWELL	140	63	200	226	206	189	632	
3	ROSE BENALCAZAR	107	92	241	219	206	276	666	
4	WANDA PUGH	128	73	196	212	193	219	601	
5	ELLEN AMBURGERY	136	66	179	204	236	198	619	

Handicap Game 3

	Name	Ave	HCP	HDCPHDCPHDCP			Total HDCP		
				-1-	-2-	-3-	HDCP	Total	
1	ELLEN AMBURGERY	136	66	179	204	236	198	619	<i>\$5.00</i>
2	JUDY PRUETT	128	73	253	230	208	219	691	
3	ROSE BENALCAZAR	107	92	241	219	206	276	666	
4	PHYLLIS POWELL	140	63	200	226	206	189	632	
5	WANDA PUGH	128	73	196	212	193	219	601	

Saturday 9:30 am

AMF EAGLE LANES

